

Natural beauty  
restored.



*initial*<sup>™</sup>  
LiSi Press

Lithium Disilicate  
Redefined

*'GC.'*





*Make your patient's  
smile last forever*

## Brilliant at strength

Discover Initial LiSi, the ceramic system  
that allies beauty and strength

Lithium disilicate is a glass ceramic with proven clinical success, and is known for its excellent combination of strength and aesthetics. At GC, we could now further optimise these qualities thanks to the proprietary innovative fabrication technology used in Initial LiSi Press, a high-strength lithium disilicate glass ceramic material.

For its development, GC can rely on more than 15 years of experience with the Initial all-ceramic range that is well-known among dental technicians. Combined with the layering ceramics GC Initial™ LiSi or GC Initial™ Lustre Pastes, it achieves unsurpassed aesthetic results in all clinical situations.






# The next generation Lithium disilicate

## Unsurpassed strength thanks to HDM technology

GC Initial LiSi Press is the first lithium disilicate ingot with **HDM Technology** (High Density Micronization). The lithium disilicate micro-crystals are equally dispersed within the glass matrix for a homogeneous fill and a higher crystal density.

This has resulted in an **unsurpassed flexural strength** of no less than 508 MPa and an excellent polishability. Moreover, the fine structure will contribute to minimise the wear of the antagonist teeth.

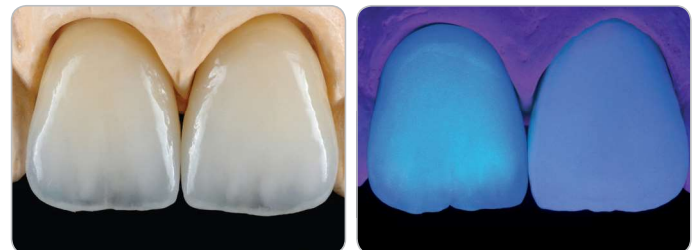


**Antagonist friendly:**  
Initial LiSi Press will induce less wear to the antagonist than the tested competitors  
Courtesy GC R&D data, Japan, 2016

## Bright and natural aesthetics in all circumstances

GC Initial LiSi ceramics has **vibrant and warm colour tones** with an excellent fluorescence, similar to natural teeth, for very lifelike restorations under any light sources, even in the evening.

The colour remains **stable after multiple firings**, making it possible to adapt the shade even after the first try-in. The stability of the material will also ensure long-term aesthetic results.

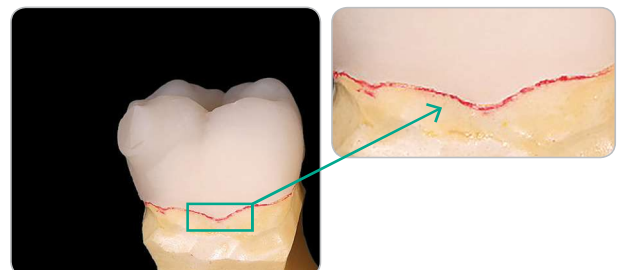


**Natural opalescence and fluorescence**  
Left tooth: Initial LiSi  
Right tooth: Standard lithium disilicate veneering ceramic  
Courtesy MDT M. Brusch, Germany

## Excellent marginal adaptation

Thanks to the homogeneous structure of the evenly dispersed micro crystals, Initial LiSi ceramics are **less prone to marginal chipping**.

The excellent marginal adaptation contributes to clinical longevity and long-lasting aesthetics.




**Excellent Marginal adaptation**  
Courtesy CTD A Hodges, USA

# High versatility: One ceramic for all indications

The unsurpassed strength and excellent aesthetics make the material suitable for ultra-thin veneers as well as for single tooth restorations and small bridges, in both the anterior and posterior zone, on teeth and on implants.

Thanks to the four translucencies of GC Initial LiSi Press, beautiful results can be obtained, regardless of the thickness of the preparation and the colour of the abutment.



## From single restoration to multiple restorations on discolored substrates



Single Anterior restoration:  
Courtesy CDT Pedro Brito, Portugal; Dentist Dr Rodrigo Cavaco, Portugal



The use of LiSi Press Medium Opacity is an excellent option in this case to mask the heavy tetracyclin discolorations:  
Courtesy MDT D. Watzki, France; Dentist Dr O. Etienne, France

## 4 translucencies to beautifully match all your indications

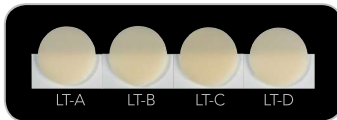
High Translucency (HT) - Enamel replacement




Medium Translucency (MT)



Low Translucency (LT)



Medium Opacity (MO)



Indications			
Veneers	Inlays/Onlays	Crowns	Bridge

## From anterior veneers to posterior crowns



**Anterior restorations:**

Courtesy CDT Jasper Dekesel, Belgium; Dentist Elisabeth De Maesschalck, Belgium



**Posterior restorations:**

Courtesy CDT Simone Maffei, Italy; Dentist Dr Francesco Romagnoli, Italy

# Clear and simple luting protocol

Lithium disilicate restorations can be adhesively or conventionally luted, depending on the indication and the practitioner's preferences.

The GC Luting Guide will assist you in selecting the best alternatives for each indication. In case high aesthetics is required, the try-in paste of G-CEM LinkForce™ will help you in choosing the best shade.

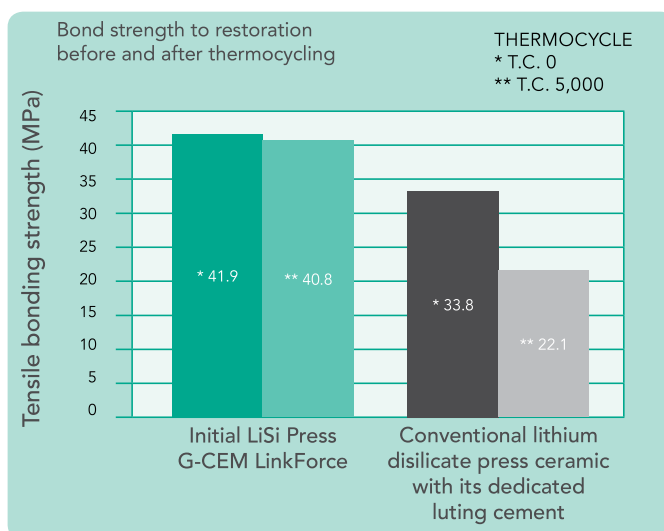


Download the **GC Luting Guide**



Indications				
	Dual-cure adhesive resin G-CEM LinkForce	Self-adhesive resin G-CEM LinkAce	Resin-Modified Glass Ionomers FujiCEM 2 SL or Fuji PLUS	Light-cure adhesive resin G-aenial Universal Flo
Veneers				<2mm
Inlays/Onlays		Retentive preparations	Retentive preparations	<2mm
Crowns				
Bridge				

## Strong & durable bond strength for all indications





# GC Initial LiSi brilliantly strong and beautiful

*initial*<sup>™</sup>  
LiSi Press

- **Ultra fine and dense structure** thanks to HDM technology bringing:
  - High strength for long-lasting restorations
  - Low abrasion of the antagonist
  - Unsurpassed marginal integrity even in thin margins
  - Excellent polishability for easy occlusal adjustments at chairside
- **Beautiful aesthetics:** rich, warm and bright colors in four different translucencies, adapting to any substrate
- **Extremely versatile,** wide range of indications
- **A natural smile,** for all your patients, thanks to GC Initial LiSi.



Courtesy by MDT B. Marais, USA

## Why not start tomorrow?

There's a good chance your dental technician is already familiar with the many benefits of GC Initial LiSi. He can create a new natural smile for your patients, with Initial LiSi ceramics. Do not hesitate to contact him for further information.



GC Australasia Dental Pty Ltd  
1753 Botany Road Banksmeadow  
NSW 2019 Australia

T: +61 2 9301 8200  
E: [info@gcaustralasia.com](mailto:info@gcaustralasia.com)  
[www.gcaustralasia.com](http://www.gcaustralasia.com)

**GC**

